



Drive one.  
ford.com

VEHICLE DESCRIPTION

2013 4DR LTD EXPLORER 4WD  
112.6" WHEELBASE  
3.5L V6 TIVCT ENGINE  
6-SPEED SELECTSHIFT TRANS

EXTERIOR  
DEEP IMPACT BLUE METALLIC  
INTERIOR  
CHAR BLACK PECAN LEATHER

DG A21429

STANDARD EQUIPMENT INCLUDED AT NO EXTRA CHARGE			
<b>EXTERIOR</b> <ul style="list-style-type: none"><li>• GRILLE - BODY COLOR</li><li>• AUTO HEADLAMPS</li><li>• FOG LAMPS</li><li>• LED TAILLAMPS</li><li>• PWR FOLD/HEAT/SIGNAL MIRRORS W/PUDDLE LAMP</li><li>• ROOF RACK SIDE RAILS</li><li>• SECURICODE KEYLESS ENTRY</li><li>• REAR SPOILER, BODY COLOR</li><li>• DOOR HANDLES - CHROME</li><li>• PRIVACY GLASS 2ND/3RD ROW</li><li>• RECOVERY HOOK</li></ul>		<b>INTERIOR</b> <ul style="list-style-type: none"><li>• LEATHER TRIMMED SEATS WITH 10-WAY HTD DR/PA &amp; DR MEM</li><li>• 3RD ROW - 50/50 FOLD FLAT</li><li>• DUAL-ZONE ELECTRONIC AUTO CLIMATE CONTROL</li><li>• ADJUST PEDALS W/MEMORY</li><li>• AMBIENT LIGHTING</li><li>• LEATHER WRAPPED STR WHEEL W/CRUISE AND AUDIO CONTRO</li><li>• TILT/TELESCOPE STR COLUMN</li><li>• 1TOUCH UP/DOWN DR/PASS WIN</li><li>• DUAL ILLUM VANITY MIRRORS</li><li>• OVERHEAD CONSOLE</li><li>• CARGO NET</li></ul>	
		<b>FUNCTIONAL</b> <ul style="list-style-type: none"><li>• TERRAIN MANAGEMENT SYSTEM</li><li>• HILL DESCENT/OFF-ROAD MODE</li><li>• SYNC W/ MYFORD TOUCH</li><li>• SYNC SERVICES</li><li>• SONY AUDIO SYSTEM 390 WATT/ 12 SPEAKERS</li><li>• SIRIUS SAT SVC N/A AK&amp;HI</li><li>• REVERSE SENSING AND REAR VIEW CAMERA</li><li>• INTELLIGENT ACCESS W/PUSH BUTTON START</li><li>• REMOTE START</li><li>• 110V OUTLET</li><li>• TRACTION CONTROL</li><li>• CURVE CONTROL</li></ul>	
		<b>SAFETY/SECURITY</b> <ul style="list-style-type: none"><li>• ADVANCETRAC WITH RSC</li><li>• AIRBAGS - DUAL STAGE FRONT</li><li>• AIRBAGS - FRONT SEAT MOUNTED SIDE IMPACT</li><li>• FRONT PASS. KNEE AIRBAG</li><li>• AIRBAGS - SAFETY CANOPY</li><li>• SOS POST CRASH ALERT SYS</li><li>• PERIMETER ALARM</li><li>• TIRE PRESSURE MONITOR SYS</li></ul> <b>WARRANTY</b> <ul style="list-style-type: none"><li>• 3YR/36,000 BUMPER / BUMPER</li><li>• 5YR/60,000 POWERTRAIN</li><li>• 5YR/60,000 ROADSIDE ASSIST</li></ul>	

<b>INCLUDED ON THIS VEHICLE</b>		<b>(MSRP)</b>		<b>(MSRP)</b>	
<b>EQUIPMENT GROUP 302A</b>		6,460.00			
•VOICE ACT NAVIGATION SYS				<b>PRICE INFORMATION</b>	
•LUXURY SEATING PACKAGE				BASE PRICE \$39,855.00	
•POWERFOLD THIRD ROW SEAT				TOTAL OPTIONS 7,905.00	
•POWER LIFTGATE					
•HEATED STEERING WHEEL				TOTAL VEHICLE & OPTIONS 47,760.00	
•PWR TILT/TELE STEERING WHEEL				DESTINATION & DELIVERY 825.00	
•BLIS / REAR INFLAT BLT PACKAG					
•BLIND SPOT MONITORING SYS				<b>TOTAL BEFORE DISCOUNTS 48,585.00</b>	
•REAR INFLATABLE BELTS					
•ACTIVE PARK ASSIST				<b>EQUIPMENT GROUP SAVINGS - 860.00</b>	
•ADAPT CRUISE/COLLI WARNING					
•LANE DEPART AND LANE KEEP ASS					
•RAIN SENSING WIPERS					
•HID PROJECTOR HEADLAMPS					
•AUTO HIGH BEAM HEADLAMPS					
<b>OPTIONAL EQUIPMENT</b>					
FRONT LICENSE PLATE BRACKET		NO CHARGE			
2ND ROW DUAL BUCKET SEATS		750.00			
2ND ROW CONSOLE		100.00			
20" POLISHED ALUMINUM WHEELS		595.00			


EPA DOT

Fuel Economy and Environment

E85

Flexible-Fuel Vehicle  
Gasoline-Ethanol (E85)

Fuel Economy



19

MPG

combined city/hwy

17

city

23

highway

5.3 gallons per 100 miles

You spend

\$2,400

more in fuel costs over 5 years compared to the average new vehicle.

Std SUV range from 12 to 28 MPG. The best vehicle rates 112 MPGe. Values are based on gasoline and do not reflect performance and ratings based on E85.

Annual fuel cost

\$2,800

Fuel Economy & Greenhouse Gas Rating (tailpipe only)

Smog Rating (tailpipe only)

1

4

10

Best

1

5


10

Best

This vehicle emits 470 grams CO<sub>2</sub> per mile. The best emits 0 grams per mile (tailpipe only). Producing and distributing fuel also create emissions; learn more at fueleconomy.gov.




Actual results will vary for many reasons, including driving conditions and how you drive and maintain your vehicle. The average new vehicle gets 23 MPG and costs \$11,600 to fuel over 5 years. Cost estimates are based on 15,000 miles per year at \$3.55 per gallon. This is a dual fueled automobile. MPGe is miles per gasoline gallon equivalent. Vehicle emissions are a significant cause of climate change and smog.

Smartphone QR Code™



fueleconomy.gov

Calculate personalized estimates and compare vehicles



GOVERNMENT 5-STAR SAFETY RATINGS

Overall Vehicle Score

Not Rated

Based on the combined ratings of frontal, side and rollover. Should ONLY be compared to other vehicles of similar size and weight.

Frontal Crash	Driver Passenger	Not Rated
Based on the risk of injury in a frontal impact. Should ONLY be compared to other vehicles of similar size and weight.		
Side Crash	Front seat Rear seat	★★★★★ ★★★★★
Based on the risk of injury in a side impact.		
Rollover	★★★★	
Based on the risk of rollover in a single-vehicle crash.		

Star ratings range from 1 to 5 stars (★★★★★), with 5 being the highest.  
Source: National Highway Traffic Safety Administration (NHTSA).  
www.safercar.gov or 1-888-327-4236



1FM5K8F85DGA21429



Scan this code to experience this vehicle or text 1FDGA21429 to 48028

or Visit  
ford.com/  
windowsticker

Standard messaging & data plan rates may apply.



Extended Service Plan

Ford ESP is the only extended service plan honored at every Ford dealership in the U.S. and Canada. See your dealer for additional details or visit [www.FordOwner.com](http://www.FordOwner.com) for more information.



FordCredit

Choose the vehicle you want. Whether you decide to lease or finance, you'll find the choices that are right for you. See your Ford Dealer for details or visit [www.FordCredit.com](http://www.FordCredit.com).